

## Covered Banks usage of ECB funding

April 2013 data set

May 2013

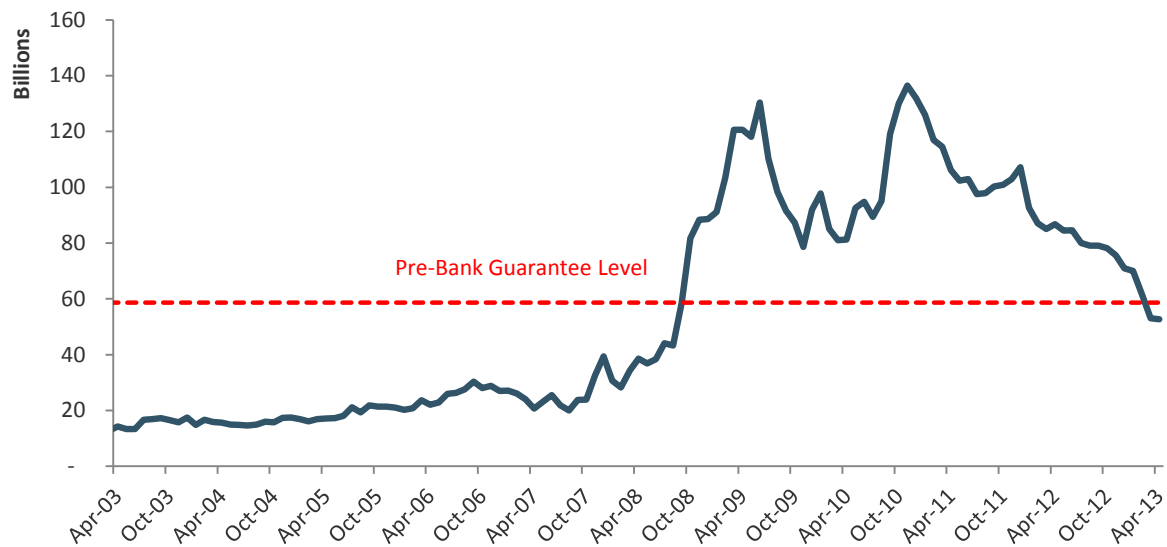


## Covered Banks usage of ECB funding

### Usage of ECB facilities by banks in Ireland (covered and non-covered)

Banks operating in Ireland (i.e. both covered and non-covered banks) continue to reduce their level of borrowing from the ECB. During April total utilisation of ECB facilities by banks in Ireland declined by €0.3 billion (c.0.6%) to c.€52.8 billion – it's lowest level since September 2008.

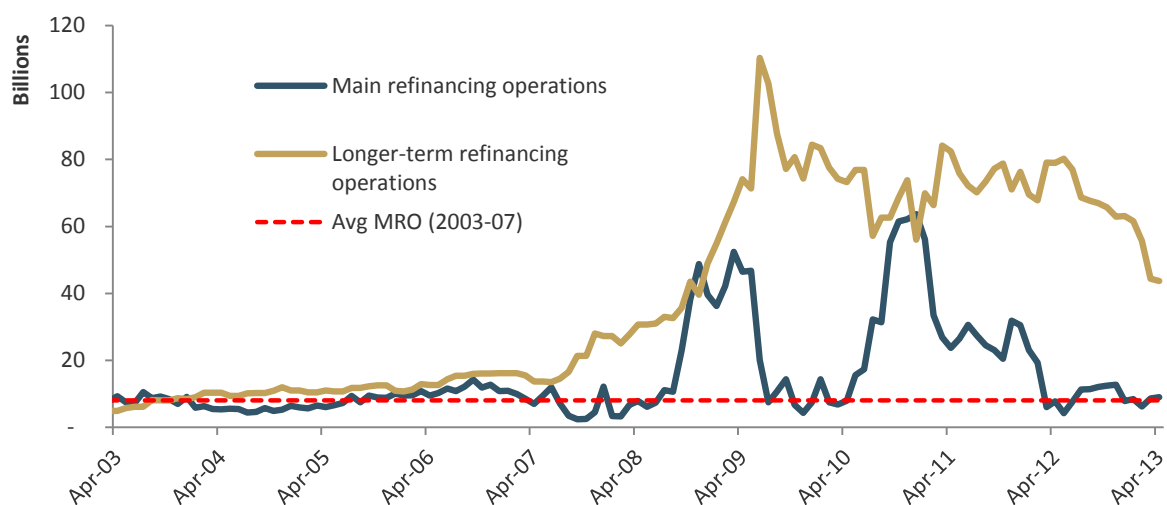
Figure 1. Usage of ECB facilities by banks in Ireland



Source: Central Bank, Department of Finance

Year-on-year, funding drawn from the ECB has reduced by €34 billion or 39%. The reduction from peak of €136.4 billion (end November 2010) is €83.7 billion or 61.3%. However, also important is the mix of funding obtained from the ECB, as shown in Figure 2. As can be seen, utilisation of MRO funding has returned to its 2003-07 average.

Figure 2. Split of LTRO & MRO funding utilised by banks in Ireland



Source: Central Bank, Department of Finance



## Covered Banks usage of ECB funding

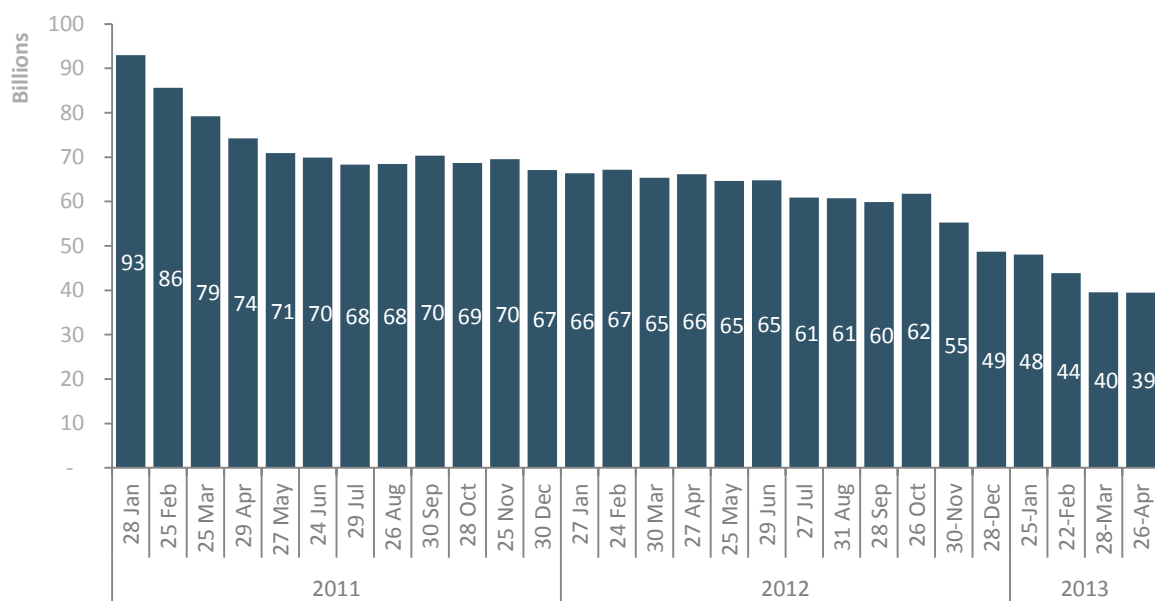
As can be seen from figure 2, the level of utilisation by banks in Ireland of the ECB main refinancing operations has normalised. As the remaining life of LTRO funding is just under 2 years, a balance is needed to ensure a sustainable reduction in usage of ECB funding.

### Covered Banks usage of Eurosystem funding

Drawings from the ECB by Covered Banks declined by €0.1 billion (or 0.3%) during the month of April. ECB borrowings were flat during the month of April which reflects a reduction in the net funding requirement within the Covered Banks during the month.

Year-on-year borrowing from the ECB is down c.€26.7 billion (-40%) to stand at c.€39.45 billion at end-April. The steady decline in reliance on ECB funding reflects the continued strengthening of the banking system. The reduction in borrowing from the ECB has been achieved through managed deleveraging, deposit gathering and the return of AIB, BOI and PTSB to international funding markets.

Figure 3. Covered banks utilisation of ECB facilities, €bn



Source: Central Bank, Department of Finance

Note: These figures are rounded to the nearest € bn

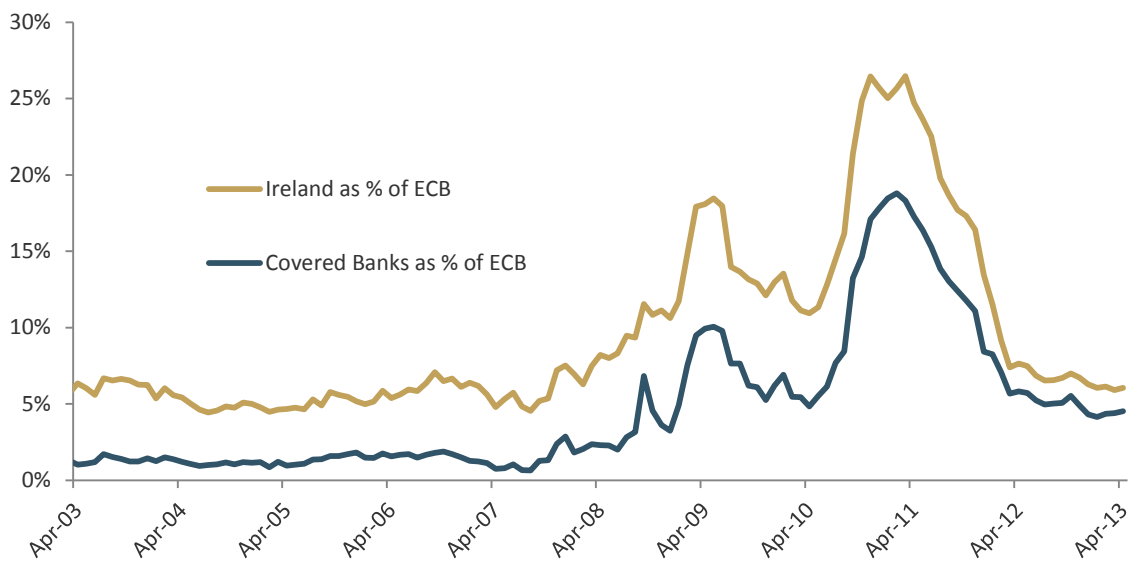


## Covered Banks usage of ECB funding

### Share of total ECB funding

The share of total ECB funding by banks in Ireland has declined steadily from a peak in November 2010 of c.26.5% immediately after the bailout to 6.1% at end-April 2013. The covered banks account for c.4.5% of total Eurosystem funding at end-April 2013, down from a peak of c.18.8%.

Figure 4. Banks in Ireland: Share of total Eurosystem funding



Source: Central Bank, Department of Finance



## Covered Banks usage of ECB funding

---

### Next publication date

20/06/2013 May ECB Funding Note

18/07/2013 June ECB Funding Note

22/08/2013 July ECB Funding Note

### Further information

For further information or requests, please contact:

Department of Finance

Government Buildings

Upper Merrion Street

Dublin 2, Ireland

Tel: +353 1 676 7571

[pressoffice@finance.gov.ie](mailto:pressoffice@finance.gov.ie)

### Disclaimer

This presentation is for informational purposes only. No person should place reliance on the accuracy of the data and should not act solely on the basis of the presentation itself.

The Department of Finance does not guarantee the accuracy or completeness of information which is contained in this document and which is stated to have been obtained from or is based upon trade and statistical services or other third party sources. Any data on past performance contained herein is no indication as to future performance.

No representation is made as to the reasonableness of the assumptions made within or the accuracy or completeness of any modelling, scenario analysis or back-testing.

All opinions and estimates are given as of the date hereof and are subject to change.

The information in this document is not intended to predict actual results and no assurances are given with respect thereto.