

## Covered Banks usage of ECB funding

July 2013 data set

August 2013

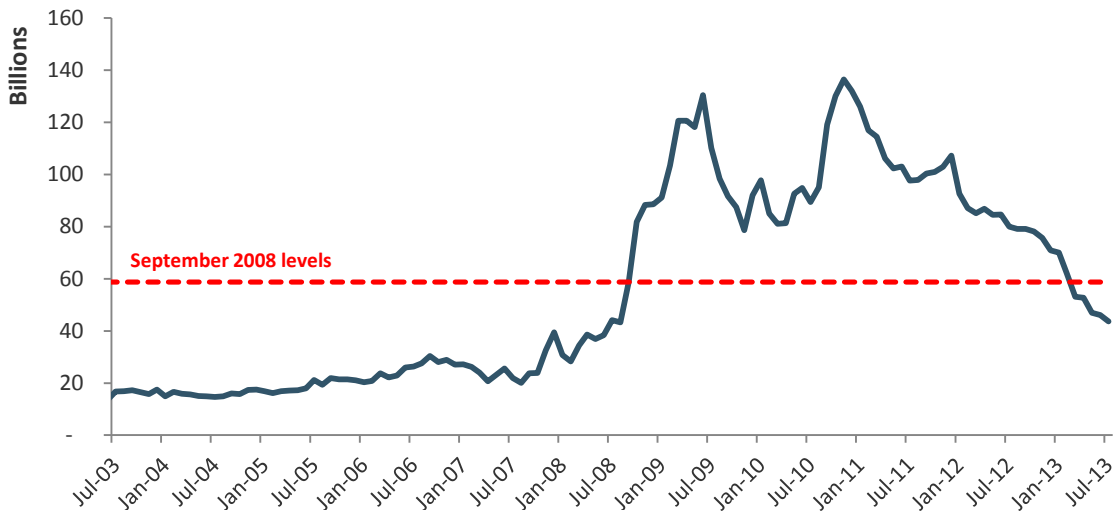


## Covered Banks usage of ECB funding

### Usage of ECB facilities by banks in Ireland (covered and non-covered)

Banks operating in Ireland (i.e. both covered and non-covered banks) continue to reduce their level of borrowing from the ECB. During July total utilisation of ECB facilities by banks in Ireland declined by c.-€2.5 billion (c.-5%) to c.€43.6 billion – it's lowest level since September 2008.

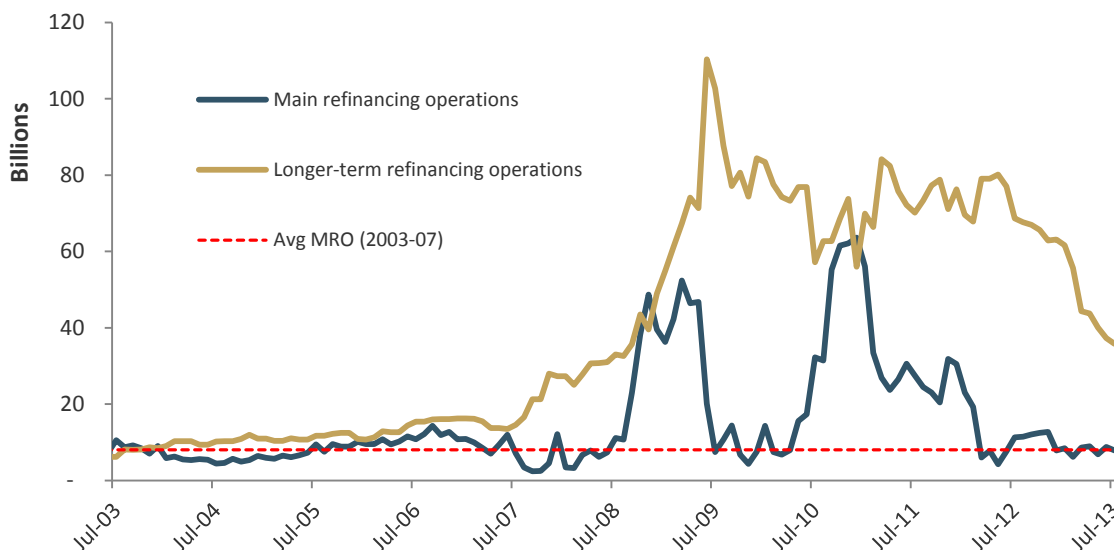
Figure 1. Usage of ECB facilities by banks in Ireland



Source: Central Bank, Department of Finance

Year-on-year, funding drawn from the ECB has reduced by c.€36.4 billion or c.45%. The reduction from peak of €136.4 billion (end November 2010) is c.€92.8 billion or c.68%. However, also important is the mix of funding obtained from the ECB, as shown in Figure 2. As can be seen, utilisation of MRO funding has returned to its 2003-07 average.

Figure 2. Split of LTRO & MRO funding utilised by banks in Ireland



Source: Central Bank, Department of Finance



## Covered Banks usage of ECB funding

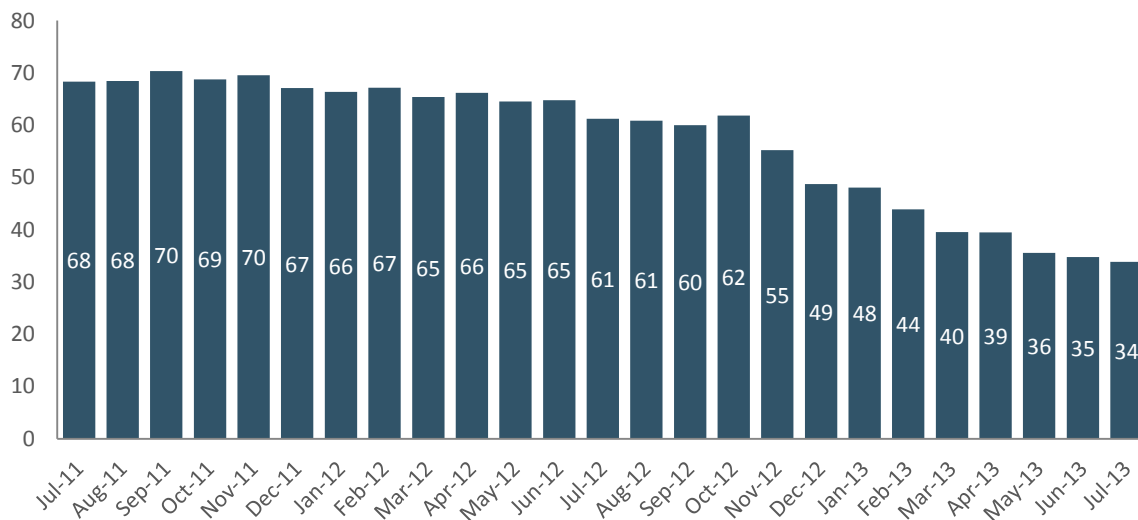
As can be seen from figure 2, the level of utilisation by banks in Ireland of the ECB main refinancing operations has normalised. As the remaining life of LTRO funding is under 2 years, a balance is needed to ensure a sustainable reduction in usage of ECB funding.

### Covered bank usage of Eurosystem funding

Drawings from the ECB by Covered Banks declined by c.-€0.9 billion (or c.-2.6%) during the month of July. The continued decline in ECB borrowings reflects a reduction in the balance sheet funding requirement within the Covered Banks in recent months.

Year-on-year borrowing from the ECB is down c.-€27 billion (c.-44%) to stand at c.€33.87 billion at end-July. The steady decline in reliance on ECB funding reflects the continued strengthening of the banking system and has been achieved through managed deleveraging, deposit gathering and the return of AIB, BOI and PTSB to international funding markets.

Figure 3. Covered banks utilisation of ECB facilities, €bn



Source: Central Bank, Department of Finance

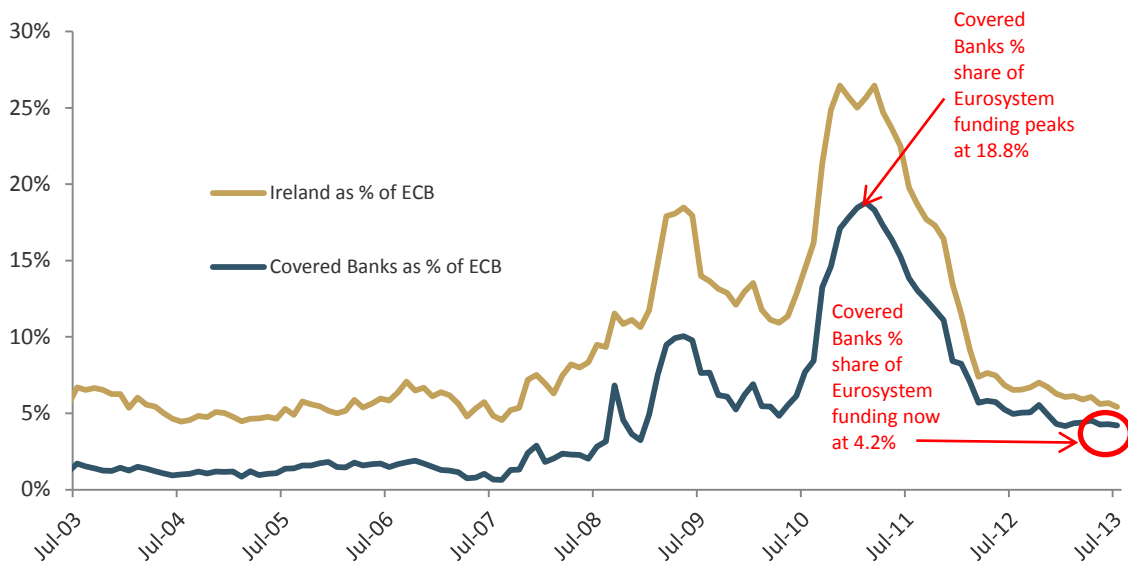
Note: These figures are rounded to the nearest € bn

## Covered Banks usage of ECB funding

### Share of total ECB funding

The share of total ECB funding by banks in Ireland has declined steadily from a peak in November 2010 of c.26.5% immediately after the bailout to 5.4% at end-July 2013. The covered banks account for c.4.2% of total Eurosystem funding at end-July 2013, down from a peak of c.18.8%.

Figure 4. Banks in Ireland: Share of total Eurosystem funding



Source: Central Bank, Department of Finance

### Next publication dates

**19/09/2013** August data set ECB Funding note

**17/10/2013** September data set ECB Funding Note

### Further information and feedback

**Department of Finance**

**Government Buildings**

**Upper Merrion Street**

**Dublin 2, Ireland**

**Tel: +353 1 676 7571**

**[pressoffice@finance.gov.ie](mailto:pressoffice@finance.gov.ie)**

#### Disclaimer

This presentation is for informational purposes only. No person should place reliance on the accuracy of the data and should not act solely on the basis of the presentation itself.

The Department of Finance does not guarantee the accuracy or completeness of information which is contained in this document and which is stated to have been obtained from or is based upon trade and statistical services or other third party sources. Any data on past performance contained herein is no indication as to future performance.

No representation is made as to the reasonableness of the assumptions made within or the accuracy or completeness of any modelling, scenario analysis or back-testing.

All opinions and estimates are given as of the date hereof and are subject to change.

The information in this document is not intended to predict actual results and no assurances are given with respect thereto.